MODEL **DJ806**

Specification

Model		DJ806
Input Voltage	(V DC)	12 or 24
Stroke Length	(mm)	50 to 600
Load Capacity	(N)	Max 1,200
Travel Speed	(mm/s)	5.5 to 80
Limit Switch		Integrated
Duty Cycle		25% (2 min continous moving)
IP Rating		IP65
Operating Temp.	(℃)	-40 to 65
Cable Length	(mm)	800
Signal Feedback		Potentiometer or Hall Sensor

1. Load/ Stroke/ Speed

Code	Gear Ratio	Dynamic Load (N)	Speed (mm/s) ±10%		Current (amp)				Max. Stroke w/o Sensor (mm)	Max. Stroke w/ Hall Sensor (mm)	Max. Stroke w/ Potentiometer (mm)
					12v		24v				
			Free Load	Full Load	Free Load	Full Load	Free Load	Full Load			
A	5:1	200	40.0	22.0	1.5	3.5	0.6	1.5	600	600	200
B	5:1	100	60.0	45.0	1.5	3.0	0.6	1.5	600	600	300
C	5:1	50	80.0	65.0	1.5	3.0	0.6	1.5	600	600	450
D	20:1	600	10.5	7.0	1.5	2.3	0.6	1.2	600	600	200
E	20:1	500	16.5	12.0	1.5	2.0	0.6	1.5	600	600	300
F	20:1	250	25.0	20.0	1.5	2.0	0.6	1.5	600	600	450
G	30:1	1,000	7.2	5.0	1.5	3.0	0.6	1.2	400	400	200
H	30:1	700	11.5	8.5	1.5	2.5	0.6	1.2	400	400	300
I	30:1	400	17.0	13.5	1.5	2.5	0.6	1.2	600	600	450
J	40:1	1,200	5.5	4.0	1.5	3.0	0.6	1.5	400	400	200
K	40:1	800	8.5	6.5	1.5	2.5	0.6	1.2	400	400	300
L	40:1	450	13.0	10.0	1.5	2.5	0.6	1.2	600	600	450

** The above data are typically made with a stable power supply and an ambient temperature.*

2. Overall Dimension

a. w/o Potentiomter

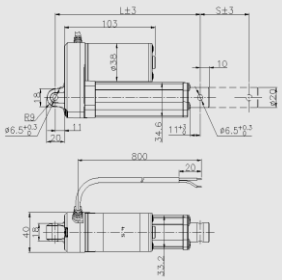

S (mm)	L (mm)	Formula
50	155	L= S+ 105 mm
100	205	
150	255	
200	305	
250	355	
300	405	
350	470	L= S+ 120 mm
400	520	
450	570	
500	620	
550	680	
600	730	

S: Stroke Length
L: Min Mounting Length

b. with Potentiometer

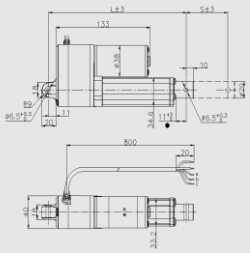

S (mm)	L (mm)	Formula
50	185	L= S+ 135 mm
100	235	
150	285	
200	335	
250	385	
300	435	
350	505	L= S+ 155 mm
400	555	
450	605	

S: Stroke Length
L: Min Mounting Length

Optional Parts

1 Potentiometer Feedback

Code	Resolution (kΩ/mm)	Max Stroke (mm)	Remark
A	0.047	200	a. Start with 0.3±0.1kΩ b. Resistance value may vary with stroke length within 0.3-10 kΩ.
B	0.030	300	
C	0.020	450	
D	0.047	200	
E	0.030	300	
F	0.020	450	
G	0.047	200	
H	0.030	300	
I	0.020	450	
J	0.047	200	
K	0.030	300	
L	0.020	450	

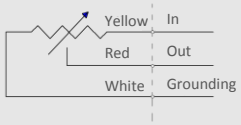

Ordering Key :

Mode	DJ806	-	Stroke	-	Voltage	-	Code	-	Sensor
Ex.	DJ806	-	400	-	24	-	I	-	P*

EX. Specification
1. max. Dynamic Load 400N
2. Speed 17.0 mm/sec (Free load)/ 13.5 mm/sec (Full load)
3. Potentiometer Feedback *Blank- No option